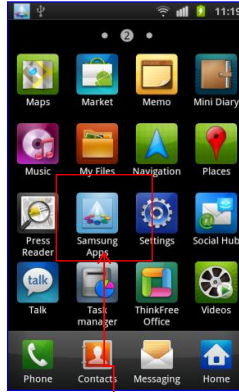


## KIES AIR Connection Steps – Install KIES AIR application on Handset



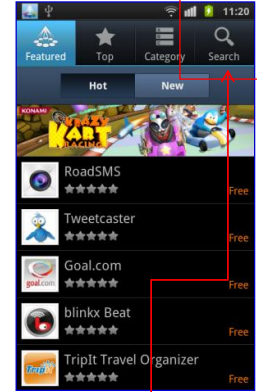
Tap  
on **Applications**



Tap  
on **Samsung Apps**



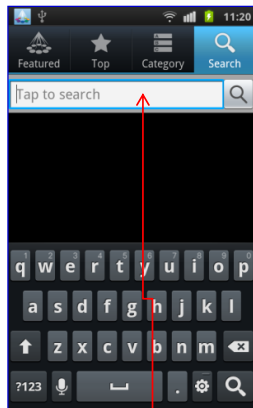
**Samsung Apps**  
Loading



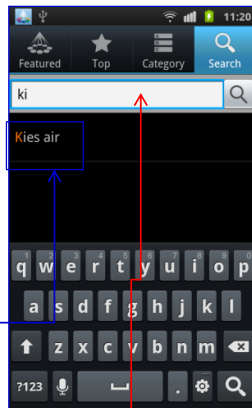
Tap  
on **Search**



## KIES AIR Connection Steps – Install KIES AIR application on Handset



Tap  
in the Search bar

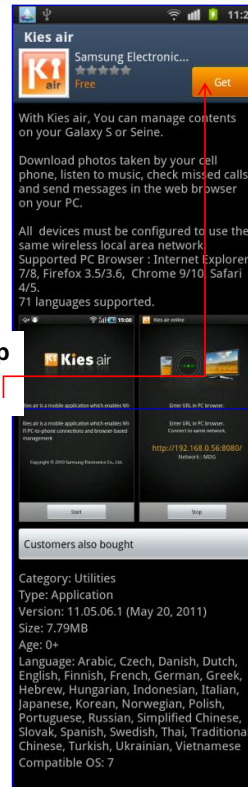


Type in Kies Air  
And tap on the result

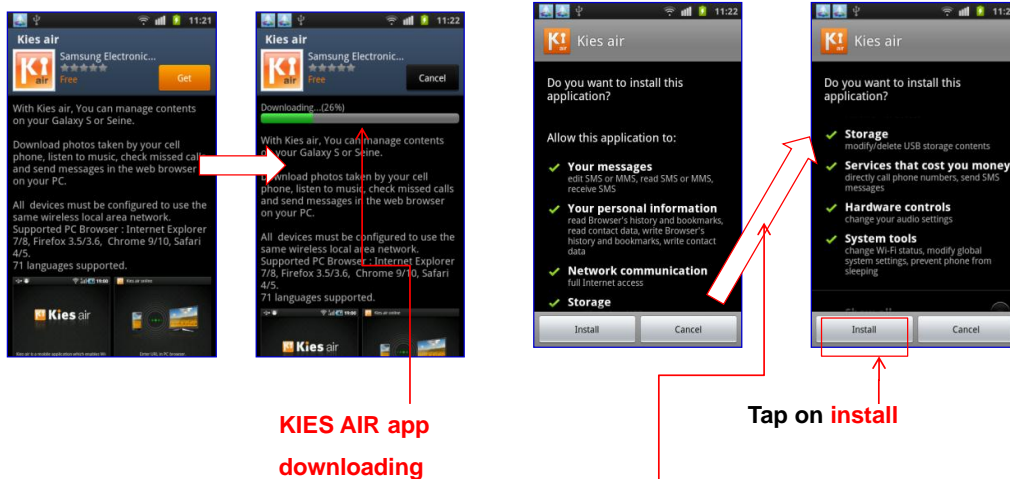
Scroll down

If you wish to read  
all the on screen information

Kies Air app  
Tap on Get




## KIES AIR Connection Steps – Install KIES AIR application on Handset




Scroll down  
If you wish to read  
all the on screen information



## KIES AIR Connection Steps – Install KIES AIR application on Handset



**KIES AIR app  
installing**



**Tap  
on Open**



**KIES Air  
opening for the first time**

