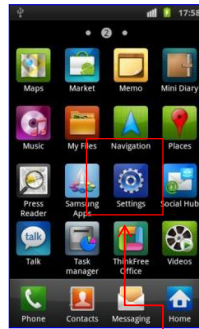


KIES AIR Connection Steps – Connect Handset to Wi-Fi

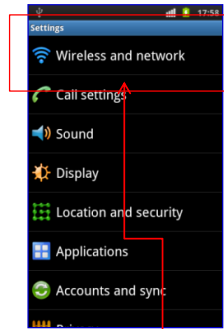
Example slides that follow use the GT-I9000 Galaxy S handset



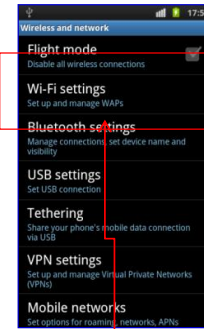
Tap
on **Applications**



Tap
on **Settings**



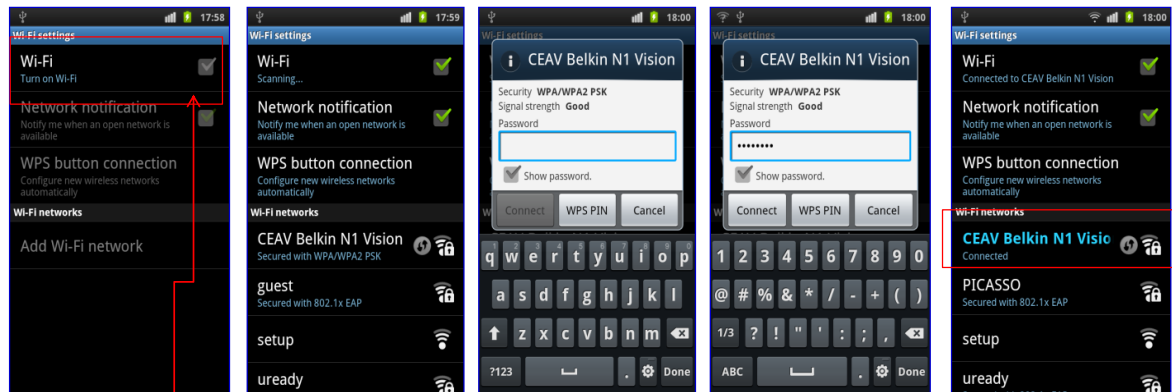
Tap
on **Wireless
and Networks**



Tap
on **Wi-Fi**



KIES AIR Connection Steps – Connect Handset to Wi-Fi



Tap
on **Turn on Wi-Fi**

Wi-Fi will search
for networks

Wi-Fi will connect to previously
connected network.

Otherwise, tap on Network name
to connect (and enter network pas
sword If requested.)

Use **Back key** on device to return
to **Applications**
once Wi-Fi connected

